

Compliance with this bulletin is

# **MANDATORY**

## **EFFECTIVE DATE**

20.07.2018

## **APPLICABILITY**

This service bulletin is applicable for all Tercel's gyrocopter.

## **SUBJECT**

Bowden flexible cable holder replacement.

## **BACKGROUND**

Case was found during planned and obligatory inspection.

## **RISK OF NEGLECT**

Failure to comply with this instruction/information will result in

- possible damage of the aircraft,
- loss of rotor head control.

## **REQUIREMENTS**

Task may only be performed by an organization or individual according to service manual.

**PROCEDURES**

- 1) Check the holder in gyrocopter. Holder to be replacement is shown on pictures below [Fig. 1] and [Fig. 2].




Fig. 1




Fig. 2

The new, improved holder are on the following figures [Fig. 3] and [Fig. 4].




Fig. 3




Fig. 4

There is one main difference between these holders: the new one has reinforcing rib.

**Holder without rib have to be immediately replaced.**

- 2) There is no need to implement this bulletin If the gyrocopter has the new holder with reinforcing rib.
- 3) In case of an holder without rib, please check it before and after every flight.  
**If any crack or permanent deformations are found, the gyrocopter can not be operated!**
- 4) If the gyrocopter has holder without reinforcing rib please immediately contact with manufacturer Aviation Artur Trendak for further information: service manual and spare parts.

**People to contact:**

Dariusz Szymańczak  
darek.s@trendak.eu  
+48 501 594 150

Mateusz Piórkowski  
mateusz@trendak.eu  
+48 793 025 215

Dariusz Marszałek  
darek@trendak.eu  
+48 601 448 406